

Paper Party Live Sneaky Magic Layout Card Tutorial

*From the A Fabulous Card Layout with Sneaky
Magic! Blog Post of 8-14-2025*

www.JuliaSuesStamping.com



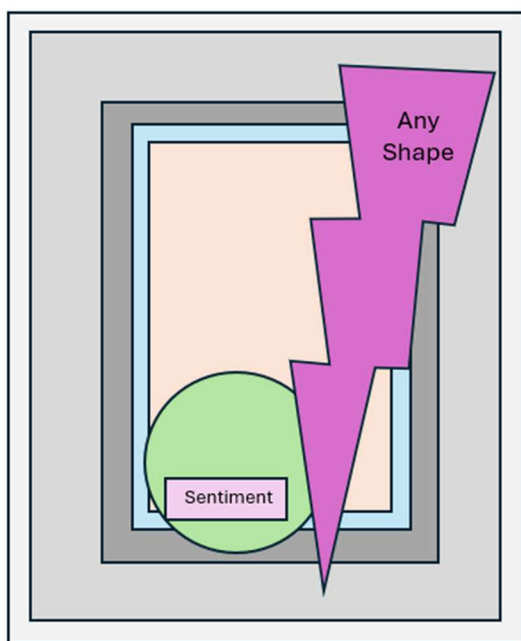
Please do not share this tutorial or post this project as
your own online

All Rights Reserved ©Julia Sager

Julia Sue's Stamping 2025

www.JuliaSuesStamping.com

Follow me online for more cardmaking ideas and
inspiration



Supply List:

- **Cardstock/DSP:** Basic White, Pool Party, Coastal Cabana, Silver, Nests of Winter DSP
- **Stamps/Dies & Ink/Blends:** Wonderful Thoughts stamp set and coordinating dies, Mixed Florals stamp set and coordinating dies, Memento Tuxedo Blank Ink, Granny Apple Green, Lost Lagoon, Darling Duckling, and Pool Party Stampin' Blends Alcohol Markers
- **Adhesives & Tools:** Paper Trimmer, Silicone Sheet (for stamping), Bone Folder, acrylic blocks A and I, Adhesive of Choice (e.g., Seal, Liquid Glue), Cut & Emboss Machine, 2" Circle Punch

Cutting Measurements:

- Pool Party Cardstock – (card base) 5-1/2" x 8-1/2", scored at 4-1/4" and (mat for card front) 3-1/4" x 4-1/1"
- Basic White Cardstock – (inside card) 3-3/4" x 5", large scrap for stamping focal point and sentiment
- DSP – (Nests of Winter): for card front 4" x 5-1/4", (top layer for card front) 2-3/4" x 4", (inside card) 1/2" x 3-3/4"
- Silver – 2-7/8" x 4-1/8"
- Coastal Cabana (inside card) – 3-7/8" x 5-1/8"

Instructions:

1. Fold Pool Party cardstock in half at the score line to create card base.
2. Adhere 4 x 5-1/4 piece of DSP to card front.
3. Punch 2" Circle from the Silver cardstock and set aside the circle. Adhere the 2-3/4 x 4 piece of Pool Party DSP strip to the Silver cardstock, covering the punched circle (it's our little secret that it's been punched! Then adhere these two layers to the 3-1/4 x 4-1/2 Pool Party cardstock and adhere these to the card front with dimensionals.
4. Adhere punched Silver circle to the card front.
5. Stamp image for focal point and sentiment in Memento Tuxedo Black Ink on scrap of Basic White Cardstock. Color the focal image with Stampin' Blends and die cut focal image and sentiment with die cuts using the Cut & Emboss Machine.
6. Adhere the sentiment and the focal point to the card front with dimensionals or adhesive of choice.
7. For the inside of the card, mat 3-3/4 x 5 Basic White Cardstock panel with 3-7/8 x 5-1/8 Coastal Cabana Cardstock. At the bottom of the Basic White piece, adhere a 1/2" x 3-3/4" strip of the Pool Party DSP for some extra flair.



Follow along with the video: <https://youtube.com/live/v-Ya2qdSCel>

Tip from the crafting table:

- Want to save on specialty cardstock? Punch your shapes from the center of your layering pieces before covering them with DSP—just like we did with the silver layer! No one will ever know, and you'll stretch your supplies like a boss.



Supply List

Julia Sager

julia@juliasuesstamping.com

JuliaSuesStamping.com




[Wonderful Thoughts Photopolymer Stamp Set \(English\) - 161899](#)

Price: \$25.00



[Wonderful Thoughts Dies \(English\) - 161491](#)

Price: \$34.00



[Mixed Florals Bundle - 164642](#)

Price: \$56.50




[Nests Of Winter 12" X 12" \(30.5 X 30.5 Cm\) Designer Series Paper - 164183](#)

Price: \$12.50



[Pool Party 8-1/2" X 11" Cardstock - 122924](#)

Price: \$14.00



[Silver 12" X 12" \(30.5 X 30.5 Cm\) Foil Sheets - 163387](#)

Price: \$5.00



[Coastal Cabana 8-1/2" X 11" Cardstock - 131297](#)

Price: \$14.00




[Tuxedo Black Memento Ink Pad - 132708](#)

Price: \$8.00



[Granny Apple Green Stampin' Blends Combo Pack - 154885](#)

Price: \$11.00



[Darling Duckling Stampin' Blends Combo Pack - 165288](#)

Sale: \$9.35
Price: \$11.00



[Pool Party Stampin' Blends Combo Pack - 154894](#)

Price: \$11.00



[Lost Lagoon Stampin' Blends Combo Pack - 161680](#)

Price: \$11.00



[Paper Trimmer - 152392](#)

Price: \$28.00



[Stampin' Cut & Emboss Machine - 149653](#)

Price: \$140.00



[Bone Folder - 102300](#)

Price: \$8.00

Supply List

Julia Sager

julia@julasuesstamping.com

JuliaSuesStamping.com



[2" \(5.1 Cm\) Circle
Punch - 133782](#)

Price: \$25.00




[Stampin' Seal -
152813](#)

Price: \$8.00



[Multipurpose
Liquid Glue -
110755](#)

Price: \$6.00



[Stampin'
Dimensionals -
104430](#)

Price: \$4.25